


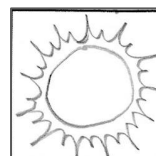



1 Generate ideas / 产生想法




maximum of 50%/最多 50%



Number of **words**/字数 → ____ ÷ 3 = ____%



Number of **simple** sketches/简单素描的数量 → ____ × 2% = ____%



Number of **better** sketches/更好的草图数量 → ____ × 4% = ____%

2 Select the best and join together ideas / 选择最好的并将想法整合在一起

Circle the **best** ideas/圈出最好的想法 Circled/带圆圈的 = 5%

Link into **groups** of ideas/链接成想法组 Linked/链接 = 5%

3 Print reference images / 打印参考图像 maximum of 8 images

images/图片 ____ × 5% = ____%

4 Thumbnail compositions / 缩略图构图 maximum of 10 thumbnails

+1 thumbnail for rough collage/+1 粗略拼贴缩略图 = 8%

thumbnails/缩略图 ____ × 8% = ____%

5 Rough copy / 草稿 great quality+/品质优良+

drawing/绘画 ____ × 25% = ____%

Total / 全部的 = ____%

NOTE: If you simply copy a picture from the internet, your mark drops to 25%.
注意: 如果您只是从互联网上复制图片, 您的分数会下降到 25%。

Generate ideas / 产生想法

Use lists, a web map, or simple drawings to come up with a LOT of ideas! If you already have an idea in mind, choose that as your central theme and expand upon it. Let your ideas wander - one idea leads to another. Drawings can be details of source images, different viewpoints, textures, technical experiments, etc.

使用列表、网络地图或简单的绘图来提出很多想法！如果您心中已经有了一个想法，请选择它作为您的中心主题并对其进行扩展，让您的想法漫游 - 一个想法会导致另一个想法。图纸可以是源图像的细节、不同的观点、纹理、技术实验等。

Adding up points for ideas / 为创意加分

Number of **words** / 字数 → $\underline{\quad} \div 3 = \underline{\quad} \%$
Number of **simple** sketches / 简单素描的数量 → $\underline{\quad} \times 2\% = \underline{\quad} \%$
Number of **better** sketches / 更好的草图数量 → $\underline{\quad} \times 4\% = \underline{\quad} \%$

Select the best

选择最好的

Draw circles or squares around your best ideas
围绕你最好的想法画圆圈或正方形

- You have selected the best 3-7 ideas = 5%
- 您选择了最好的 3-7 个想法 = 5%

Link the best into groups

将最好的分组

Draw dashed or coloured lines to link your best ideas into groups
that could work well together
绘制虚线或彩色线, 将您最好的想法链接到可以很好地协同工作的组中

- You have joined the best ideas with lines = 5%
- 您已将最佳创意加入了线条 = 5%

Print references / 打印参考文献

- Print **SIX** reference images so you can accurately observe the challenging parts of your artwork. Taking and using your own photographs is preferred, but image searches are also fine.
打印六张参考图像，以便您可以准确观察艺术品中具有挑战性的部分最好拍摄并使用自己的照片，但图像搜索也可以。
- **Do not simply copy a picture that you find.** The idea is to edit and combine source images to create your own artwork. If you simply copy a picture, you are plagiarizing and will earn a zero for your idea generation and any criteria involving creativity in your final artwork.
不要简单地复制您找到的图片。这个想法是编辑和组合源图像来创建您自己的艺术品。如果您只是复制一张图片，那么您就是抄袭，并且您的创意生成以及涉及最终艺术品创造力的任何标准都会获得零分。
- Up to half of your pictures may be of drawings, paintings, or other artworks of others to use as inspiration. The other images must be realistic photographs.
您的照片中最多有一半可以是其他人的素描 绘画或其他艺术品，以用作灵感。其他图像必须是真实的照片。
- You must hand in the **printed** copy of the images to earn the marks.
您必须提交图像的打印副本才能获得分数。


Number of reference photos / 参考照片数量 → ____ × 5% = ____%

Thumbnail compositions / 缩略图构图

- Create **TWO or more** thumbnail drawings anywhere in the idea development section.
在创意开发部分的任何位置创建两个或更多缩略图。
- These should be based on combinations of ideas that you come up with. Include your **background**.
这些应该基于您提出的想法的组合, 包括您的背景。
- Experiment with unusual angles, viewpoints, and arrangements to help make your artwork stand out.
尝试不同寻常的角度、观点和布置, 让你的艺术作品脱颖而出。
- Draw a frame around your thumbnails to show the edges of the artwork.
在缩略图周围画一个框以显示图稿的边缘。

Adding up points for THUMBNAIL drawings / 为缩略图绘图添加点

Number of **thumbnail** drawings / 缩略图数量 → _____ × 8% = _____ %



Rough drawing / 粗图

- Take the best ideas from your thumbnails and combine them into an improved rough copy.
从缩略图中汲取最佳创意，并将其组合成改进的粗略副本。
- Use this to work out the bugs and improve your skills before you start the real thing.
在开始真正的事情之前，用它来解决错误并提高你的技能
- If you are using colour, use paint or coloured pencil to show your colour scheme.
如果您使用颜色，请使用油漆或彩色铅笔来展示您的配色方案
- Draw in a frame to show the outer edges of your artwork.
在框架中绘制以显示艺术品的外边缘
- **Remember to choose a non-central composition.**
记得选择非中心构图

Examples of ROUGH drawings / 草图示例

Rough drawing/粗图 → up to 25% = ____%

